



The Essential Checklists for Kitchen Remodeling

www.anchorpropertyservices.com

Content

Introduction	3
Vision and Planning	4
Budgeting Smartly	7
Designing Your Space	10
Material Selection	13
Appliances & Fixtures	16
Hiring a Professional	19



INTRODUCTION

Embarking on a kitchen remodeling journey **transforms not just a space, but the way you live and enjoy one of the most vital parts of your home.** It's an adventure that promises new aesthetics and functionalities, enhancing not only your daily life but also the value of your property. In this process choosing the right team for your kitchen remodel is essential. Here's why Anchor is your trusted partner in turning your kitchen from basic to phenomenal.



VISION
AND
PLANNING

Setting realistic goals is a crucial step in the kitchen remodeling process, ensuring that the project aligns with your budget, timeline, and expectations. This process involves balancing your dream kitchen aspirations with the practicalities of your current situation. Here's how to approach setting realistic goals for your kitchen remodeling project:



1. Define Your Budget: Clearly establish how much you are willing to spend on the remodel. This should include a breakdown of costs for materials, labor, appliances, and a contingency fund for unforeseen expenses. Your budget will dictate the scope of your project.

2. Assess Your Needs and Wants: Start by distinguishing between what you need (functional improvements, repairs) and what you want (luxury appliances, high end materials). This will help prioritize your spending.

3. Consider Return on Investment (ROI): If you plan to sell your home in the future, research which kitchen updates are likely to offer the best ROI. Some improvements, like updating appliances or refinishing cabinets, may add more value than others.

4. **Timeline:** Be realistic about how long the remodeling process will take, from planning and ordering materials to the actual construction work. Consider any potential disruptions to your daily life and plan accordingly.

5. **Utilizing Inspiration Sources:** Utilizing inspiration sources is a vital step in the kitchen remodeling process, allowing you to visualize potential styles, layouts, and features for your new kitchen. This phase involves exploring a variety of resources to gather ideas and inspiration that align with your personal taste, space requirements, and budget.

6. **Personalization vs. Trends:** While it's tempting to go for the latest trends, focus on what works for your lifestyle and preferences. Trends can change, but a kitchen that suits your way of living will always be in style.



A close-up photograph of a kitchen sink area. The sink is a dark, rectangular stainless steel or composite material, set into a white countertop. A prominent gold-colored, high-arched faucet with a pull-down sprayer is the central focus. The backsplash is made of white marble tiles in a herringbone pattern. To the right of the faucet, two soap dispensers are visible: one black and one white, both with gold-colored accents. Above the sink, white cabinetry with gold-colored handles is visible. A small green plant is in the upper left corner. The overall aesthetic is clean, modern, and sophisticated.

BUDGETING
SMARTLY





Budgeting smartly for a kitchen remodeling project involves careful planning, research, and strategic decision making to ensure that you maximize the value of every dollar spent while achieving your desired outcome.

Here's how to approach smart budgeting for your kitchen remodel:

SET A REALISTIC BUDGET

Based on your research and financial situation, set a realistic budget that covers all aspects of the remodel. It's advisable to allocate 10-20% of your budget for unforeseen expenses.



CHOOSE MATERIALS WISELY

Research materials that offer the best balance of durability, aesthetics, and cost. Sometimes, mid-range materials can offer the look and functionality you want without the high-end price tag.



TRACK SPENDING

Keep a detailed record of all expenses as you progress through the remodel. This will help you stay on budget and make informed decisions if adjustments are needed.

PRIORITIZE SPENDING

Allocate your budget according to your priorities. Invest in high impact areas or items that will bring the most value to your kitchen. For example, quality cabinetry and energy efficient appliances might take precedence over luxury finishes.



CONSIDER FINANCING OPTIONS

If your budget doesn't cover all your remodeling goals, consider financing options.

Here at Anchor, we offer financing!



DESIGNING YOUR SPACE

Designing your space is a vital step in the journey of kitchen remodeling, serving as a bridge between your dream kitchen concepts and the practicalities of realization. It's about crafting a space that not only reflects your personal style and aesthetics but also meets your functional needs. Here's how to approach it

01

ASSESS YOUR NEEDS

Start by assessing how you use your kitchen. Consider cooking habits, entertainment needs, and daily routines. Identify what works in your current kitchen and what needs improvement.

02

OPTIMIZING THE LAYOUT

Efficient kitchen design centers on the layout and the work triangle (stove, refrigerator, sink) to streamline workflow. Opt for U shape for more counter space or L shape for an open plan, aiming to reduce excess movement and enhance cooking and cleaning efficiency.

03

3D DRAWINGS

3D drawings is an essential step in the kitchen remodeling process, providing a detailed and visual blueprint of your envisioned kitchen. This step bridges the gap between conceptual design and physical reality, ensuring that your remodel meets both your aesthetic and functional expectations.

We offer an exclusive 3D kitchen design service allowing you to explore various designs and layouts that perfectly match your style and functional requirements.

04

SELECTING A STYLE

Whether you're drawn to the clean lines of modern design, the warmth of a traditional kitchen, or the cozy feel of a farmhouse style, let your chosen aesthetic guide your selections for cabinetry, countertops, and more.

05

CONSULTING PROFESSIONALS

Consider consulting with a kitchen designer or interior architect. Their expertise can help you navigate the choices and technical considerations, ensuring your kitchen is both beautiful and functional.



MATERIAL SELECTION

COUNTERTOPS

Choosing the right countertop material is crucial in kitchen remodeling, as it involves finding a balance between looks, durability, and cost. Let's discover the ideal countertop match for your kitchen.

- Granite: Offers a high end look with unique patterns. It's durable, resistant to heat and scratches, but requires sealing to prevent stains.
- Quartz: Engineered stone providing a wide range of colors and patterns. It's non-porous, making it stain resistant and low-maintenance, but can be pricier than some natural stones.
- Marble: Known for its luxurious veining, marble adds elegance but is softer and more porous than granite, making it prone to scratches and stains.
- Laminate: A budget friendly option available in various colors and patterns, including those that mimic natural stone. It's less durable and can be prone to scratching and heat damage.



CABINETS

Material selection for cabinetry is a key decision in kitchen remodeling that affects both the aesthetic appeal and functionality of your space. Understanding the options helps ensure your cabinets not only look great but also meet your practical needs.

- **Corner Kitchen Cabinets:** As the name implies, it is typically the most isolated custom kitchen cabinets. It is made specifically to maximize the available space in kitchen corners.
- **Flat Panel Kitchen Cabinets:** Offer a minimalist look with smooth, flat doors, fitting seamlessly into contemporary designs.
- **Pantry Kitchen Cabinets:** Tall units ideal for storing groceries and kitchen appliances, offering an organized, spacious storage solution





APPLIANCES & FIXTURES

This process involves choosing appliances that meet your cooking needs, fit within your budget, and integrate seamlessly with your kitchen's design. Here's how to approach the selection of appliances:

Features and Technology: Evaluate the features and technology offered by different appliances. Consider which features will genuinely benefit your cooking and kitchen routine, such as convection cooking, smart appliance connectivity, or easy-clean surfaces.

Brands and Reviews: Research brands and read reviews to assess the reliability and customer satisfaction of different appliances. Brand reputation can be a good indicator of quality and service.

Warranty and Service: Check the warranty and service agreements for any appliance you consider buying. Knowing you have support in case of issues can be reassuring.



SINKS AND FAUCETS

Selecting the right sink and faucet during kitchen remodeling is important for several reasons:

- Daily Functionality
- Space Utilization
- Durability and Maintenance
- Water Efficiency
- Design and Aesthetics

LIGHTING

Proper lighting is essential in a kitchen remodel because it impacts both the functionality and aesthetics of the space. Selecting the right lighting is important for several compelling reasons:

- Mood and Atmosphere
- Space Perception
- Energy Efficiency
- Enhanced Color and Texture



HIRING A PROFESSIONAL

www.anchorpropertyservices.com



Hiring professionals for kitchen remodeling, especially from reputable companies like Anchor, is crucial for ensuring a successful, efficient, and high-quality project. Here's why our expertise will guarantee the success of your project

Experience and Expertise

Our team comprises seasoned professionals who specialize in kitchen remodeling. This means every aspect of your project, from design to execution, is handled by experts with a deep understanding of successful kitchen transformations.

Project Management

From planning to execution, our professionals manage every aspect of your project. We coordinate timelines, submit permits, and get the best materials to ensure the remodeling process is smooth, on schedule, and within budget

Quality and Craftsmanship

We pride ourselves on the quality of our work. Our commitment to excellence ensures that every kitchen we remodel meets high standards of craftsmanship, resulting in spaces that are not only beautiful but built to last.

Personalized Design Guidance

We understand that each homeowner has unique needs and style preferences. Our approach involves working closely with you to tailor the design to your specific lifestyle, ensuring the final kitchen is not just aesthetically pleasing but also highly functional and personalized to your tastes.

Safety and Insurance

Selecting Anchor, a fully insured contractor, for your kitchen remodel offers complete protection against unexpected incidents, covering property damage and liability, ensuring your investment is safe and giving you peace of mind.

Compliance and Permits

Understanding and adhering to building codes and permits can be complex. Our team is thoroughly knowledgeable about local regulations, ensuring your remodel meets all standards and avoids any potential legal or structural complications

Warranty

We stand firmly behind the excellence of our work and the quality of the materials we use. That's why we offer a 1-year warranty on labor and materials.


Full Service Remodeling Services

As a full-service home renovation company, we handle everything from design, planning, and project management to construction and final finishes, eliminating the need for you to hire different contractors because we've got all aspects covered.


ARE YOU READY
TO BRING YOUR VISION
TO LIFE?

[Schedule your free consultation](#)

 Northern, VA

 703.989.8744

perry@anchorpropertyservices.com



www.anchorpropertyservices.com